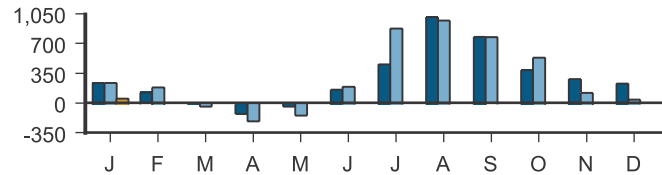




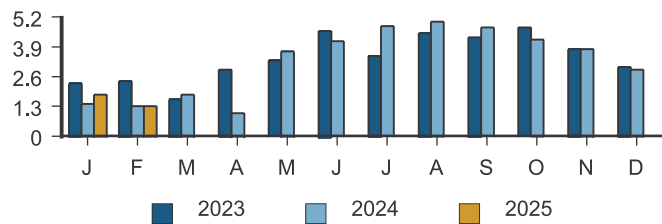
srpnet.com 602-236-4448

**JUSTIN JAMES DECKER**  
2318 E HARWELL RD PHOENIX  
Customer Generation Plan

#### ENERGY HISTORY (kWh)



#### ON PEAK DEMAND HISTORY (kW)



#### COMPARISON (Daily Averages)

	Days	kWh	Cost	Temp
Feb 2025	28	3	\$1.48	56.2°
Jan 2025	31	3	\$1.56	59.7°
Feb 2024	29	7	\$1.87	57.3°

Meter #	Type	Current Read	Prior Read	Energy
4001557	On Pk kWh	05896	05817	79
	Off Pk kWh	19646	19727	-81
	Total kWh			-2
	On Pk kW Max			1.4

PAGE 1 of 2

PLEASE RETURN THIS PORTION WHEN MAILING YOUR PAYMENT



PO BOX 2951  
PHOENIX AZ 85062-2951

Seq# 5058357  
R E



JUSTIN JAMES DECKER  
2318 E HARWELL RD  
PHOENIX AZ 85042-7182

Please Pay by  
**Mar 3, 2025**

Account#  
**\$93.00**

SERVICE FROM 1/10/2025 - 2/6/2025 (28 Days)

#### YOUR ACCOUNT SUMMARY AS OF 2/10/2025

Previous Balance	-\$11.21
1/21 Payment - Thank you	-\$93.00
<b>Balance Before Charges</b>	<b>-\$104.21</b>
Monthly Service Charge	\$32.44
Demand Charge	\$4.88
On Peak Energy Charge	\$5.33
Off Peak Energy Charge	-\$5.14
Phoenix City Tax	\$1.15
County and State Tax	\$2.69
<b>This Month's Charges</b>	<b>\$41.35</b>
<b>NEW ACCOUNT BALANCE</b>	<b>-\$62.86</b>

#### Your Budget Billing Summary

New Account Balance	-\$62.86
Please Pay	\$93.00
Account Balance After Payment	-\$155.86

#### MESSAGES FOR YOU

- ✓ If you are having trouble paying your bill, we have programs and resources that may help you. Our team is available 24/7 at (602) 236-8888 or visit [srpnet.com/heretohelp](http://srpnet.com/heretohelp).
- ✓ Demand (kW) is the rate of electricity being used at a given time measured by the average load over a 30-minute period. The highest demand value during the On Peak period is the billed demand.

Please Pay by  
**Mar 3, 2025**

Account#  
**\$93.00**

To donate to SHARE, please add \$1, \$2 or \$5 to your payment

Pay in Cash at retail locations: <https://srp.net/paymentlocations>.  
For barcode enabled locations only:



By using this barcode to make a payment (limit \$1-\$999), you agree to the full terms and conditions, available at [www.vanilladirect.com/pay/terms](http://www.vanilladirect.com/pay/terms); access e-receipt at [www.vanilladirect.com/pay/ereceipt](http://www.vanilladirect.com/pay/ereceipt).



## Customer Generation Billing Detail

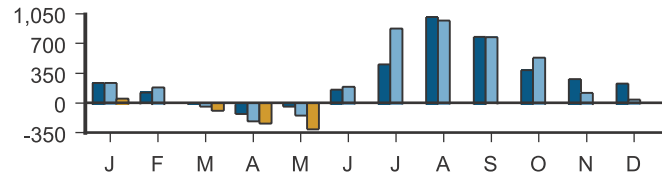
[illegible]



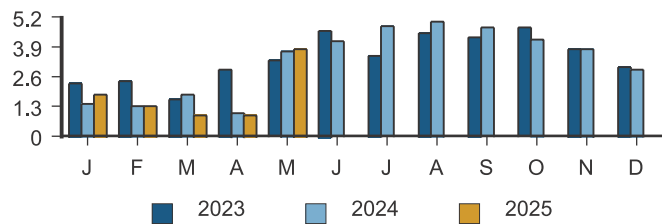
srpnet.com 602-236-4448

**JUSTIN JAMES DECKER**  
2318 E HARWELL RD PHOENIX  
Customer Generation Plan

#### ENERGY HISTORY (kWh)



#### ON PEAK DEMAND HISTORY (kW)



Meter #	Type	Current Read	Prior Read	Energy
4001557	On Pk kWh	05987	06002	-15
	Off Pk kWh	18912	19205	-293
	Total kWh			-308
	On Pk kW Max			3.9

Please Pay by

Account#

**Jun 3, 2025**

**\$78.00**

SERVICE FROM 4/9/2025 - 5/9/2025 (31 Days)

#### YOUR ACCOUNT SUMMARY AS OF 5/13/2025

Previous Balance	-\$190.69
4/22 Payment - Thank you	-\$93.00
<b>Balance Before Charges</b>	<b>-\$283.69</b>
Monthly Service Charge	\$32.44
Demand Charge	\$36.60
On Peak Energy Charge	-\$0.99
Off Peak Energy Charge	-\$16.44
Phoenix City Tax	\$1.86
County and State Tax	\$4.35
<b>This Month's Charges</b>	<b>\$57.82</b>
<b>NEW ACCOUNT BALANCE</b>	<b>-\$225.87</b>

#### Your Budget Billing Summary

New Account Balance	-\$225.87
Please Pay	\$78.00
Account Balance After Payment	-\$303.87

#### MESSAGES FOR YOU

- ✓ If you are having trouble paying your bill, we have programs and resources that may help you. Our team is available 24/7 at (602) 236-8888 or visit [srpnet.com/heretohelp](http://srpnet.com/heretohelp).
- ✓ Your Budget Billing amount is reviewed quarterly to ensure your payment is consistent with your usage. Your payment amount was decreased by \$15.00.
- ✓ This is the first bill of the summer pricing season. Summer Time-of-Use hours began on May 1. On-peak hours are 2 p.m. to 8 p.m. weekdays.

PAGE 1 of 3

PLEASE RETURN THIS PORTION WHEN MAILING YOUR PAYMENT



PO BOX 2951  
PHOENIX AZ 85062-2951

Seq# 1082105  
R E



JUSTIN JAMES DECKER  
2318 E HARWELL RD  
PHOENIX AZ 85042-7182

Please Pay by

Account#

**Jun 3, 2025**

**\$78.00**

To donate to SHARE, please add \$1, \$2 or \$5 to your payment

Pay in Cash at retail locations: <https://srp.net/paymentlocations>.  
For barcode enabled locations only:



By using this barcode to make a payment (limit \$1-\$999), you agree to the full terms and conditions, available at [www.vanilladirect.com/pay/terms](http://www.vanilladirect.com/pay/terms); access e-receipt at [www.vanilladirect.com/pay/ereceipt](http://www.vanilladirect.com/pay/ereceipt).



 [srpnet.com](http://srpnet.com)  602-236-4448

PAGE 2 of 3

**JUSTIN JAMES DECKER**  
2318 E HARWELL RD PHOENIX  
Customer Generation Plan

#### **MESSAGES FOR YOU**

---

- ✓ Demand (kW) is the rate of electricity being used at a given time measured by the average load over a 30-minute period. The highest demand value during the On Peak period is the billed demand.



### Customer Generation Billing Detail

Bill Cycle	Jan-25	Feb-25	Mar-25	Apr-25	May-25	Jun-25	Jul-25	Aug-25	Sep-25	Oct-25	Nov-25	Dec-25
Price Plan	E27	E27	E27	E27	E27							
Meter Read Date	1/10/25	2/7/25	3/10/25	4/9/25	5/10/25							

---

#### ENERGY CONSUMPTION

---

On Peak kWh	87	89	88	90	115
Off Peak kWh	305	273	308	273	306
Total kWh	392	362	396	363	421

---

#### *less* CUSTOMER GENERATION (Meter #4001556)

---

On Peak kWh	3	10	24	48	130
Off Peak kWh	313	354	463	559	599
Total kWh	316	364	487	607	729

---

#### *equals* METERED ENERGY (Meter #4001557)

---

On Peak kWh	84	79	64	42	-15
Off Peak kWh	-8	-81	-155	-286	-293
Total kWh	76	-2	-91	-244	-308
On Peak kW Max	1.9	1.4	1.0	1.0	3.9

---

#### PERCENTAGE OF ENERGY CONSUMPTION OFFSET BY GENERATION

---

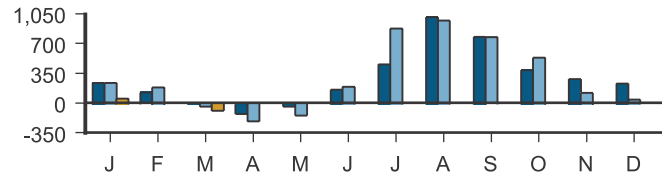
On Peak	3%	11%	27%	53%	113%
Off Peak	103%	130%	150%	205%	196%
Total	81%	101%	123%	167%	173%



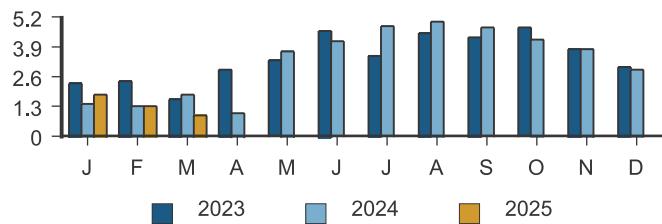
srpnet.com 602-236-4448

**JUSTIN JAMES DECKER**  
2318 E HARWELL RD PHOENIX  
Customer Generation Plan

#### ENERGY HISTORY (kWh)



#### ON PEAK DEMAND HISTORY (kW)



#### COMPARISON (Daily Averages)

	Days	kWh	Cost	Temp
Mar 2025	31	2	\$1.10	63.8°
Feb 2025	28	3	\$1.48	56.2°
Mar 2024	31	3	\$1.32	60.8°

Meter #	Type	Current Read	Prior Read	Energy
4001557	On Pk kWh	05960	05896	64
	Off Pk kWh	19491	19646	-155
	Total kWh			-91
	On Pk kW Max			1.0

PAGE 1 of 3

PLEASE RETURN THIS PORTION WHEN MAILING YOUR PAYMENT



PO BOX 2951  
PHOENIX AZ 85062-2951

Seq# 1056409  
R E



JUSTIN JAMES DECKER  
2318 E HARWELL RD  
PHOENIX AZ 85042-7182

Please Pay by

Account#

**Apr 1, 2025**

**\$93.00**

SERVICE FROM 2/7/2025 - 3/9/2025 (31 Days)

#### YOUR ACCOUNT SUMMARY AS OF 3/11/2025

Previous Balance	-\$62.86
2/17 Payment - Thank you	-\$94.00
2/17 Your SHARE Contribution	\$1.00
<b>Balance Before Charges</b>	<b>-\$155.86</b>
Monthly Service Charge	\$32.44
Demand Charge	\$3.49
On Peak Energy Charge	\$4.32
Off Peak Energy Charge	-\$9.83
Phoenix City Tax	\$1.09
County and State Tax	\$2.54
<b>This Month's Charges</b>	<b>\$34.05</b>
<b>NEW ACCOUNT BALANCE</b>	<b>-\$121.81</b>

#### Your Budget Billing Summary

New Account Balance	-\$121.81
Please Pay	\$93.00
Account Balance After Payment	-\$214.81

#### MESSAGES FOR YOU

- ✓ If you are having trouble paying your bill, we have programs and resources that may help you. Our team is available 24/7 at (602) 236-8888 or visit [srpnet.com/heretohelp](https://srpnet.com/heretohelp).
- ✓ Summer prices will start with your May bill. Each billing cycle begins about 30 days before your meter read date. This means the charges could apply to your usage in April.
- ✓ Thank you for your SHARE contribution.

Please Pay by

Account#

**Apr 1, 2025**

**\$93.00**

To donate to SHARE, please add \$1, \$2 or \$5 to your payment

Pay in Cash at retail locations: <https://srp.net/paymentlocations>.  
For barcode enabled locations only:



By using this barcode to make a payment (limit \$1-\$999), you agree to the full terms and conditions, available at [www.vanilladirect.com/pay/terms](https://www.vanilladirect.com/pay/terms); access e-receipt at [www.vanilladirect.com/pay/ereceipt](https://www.vanilladirect.com/pay/ereceipt).



 [srpnet.com](http://srpnet.com)  602-236-4448

PAGE 2 of 3

**JUSTIN JAMES DECKER**  
2318 E HARWELL RD PHOENIX  
Customer Generation Plan

#### **MESSAGES FOR YOU**

---

- ✓ Demand (kW) is the rate of electricity being used at a given time measured by the average load over a 30-minute period. The highest demand value during the On Peak period is the billed demand.



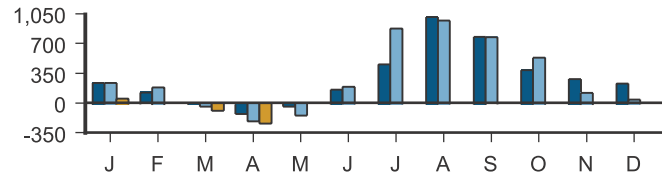




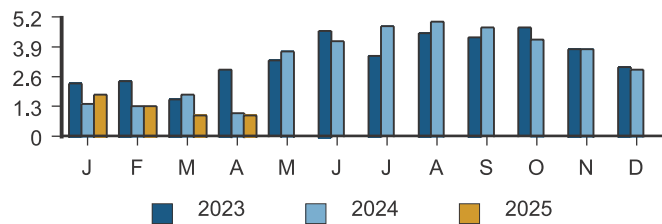
srpnet.com 602-236-4448

**JUSTIN JAMES DECKER**  
2318 E HARWELL RD PHOENIX  
Customer Generation Plan

#### ENERGY HISTORY (kWh)



#### ON PEAK DEMAND HISTORY (kW)



#### COMPARISON (Daily Averages)

	Days	kWh	Cost	Temp
Apr 2025	30	1	\$0.80	67.8°
Mar 2025	31	2	\$1.10	63.8°
Apr 2024	30	1	\$0.92	63.4°

Meter #	Type	Current Read	Prior Read	Energy
4001557	On Pk kWh	06002	05960	42
	Off Pk kWh	19205	19491	-286
	Total kWh			-244
	On Pk kW Max			1.0

PAGE 1 of 3

PLEASE RETURN THIS PORTION WHEN MAILING YOUR PAYMENT



PO BOX 2951  
PHOENIX AZ 85062-2951

Seq# 3056671  
R E



JUSTIN JAMES DECKER  
2318 E HARWELL RD  
PHOENIX AZ 85042-7182

Please Pay by

May 1, 2025

Account#

\$93.00

SERVICE FROM 3/10/2025 - 4/8/2025 (30 Days)

#### YOUR ACCOUNT SUMMARY AS OF 4/10/2025

Previous Balance	-\$121.81
3/13 Payment - Thank you	-\$93.00
<b>Balance Before Charges</b>	<b>-\$214.81</b>
Monthly Service Charge	\$32.44
Demand Charge	\$3.49
On Peak Energy Charge	\$2.83
Off Peak Energy Charge	-\$18.13
Phoenix City Tax	\$1.05
County and State Tax	\$2.44
<b>This Month's Charges</b>	<b>\$24.12</b>
<b>NEW ACCOUNT BALANCE</b>	<b>-\$190.69</b>

#### Your Budget Billing Summary

New Account Balance	-\$190.69
Please Pay	\$93.00
Account Balance After Payment	-\$283.69

#### MESSAGES FOR YOU

- ✓ If you are having trouble paying your bill, we have programs and resources that may help you. Our team is available 24/7 at (602) 236-8888 or visit [srpnet.com/heretohelp](https://srpnet.com/heretohelp).
- ✓ Beginning May 1, On Peak hours are 2-8pm, Monday - Friday. Your next bill will reflect summer prices.
- ✓ Demand (kW) is the rate of electricity being used at a given time measured by the average load over a 30-minute period. The highest demand value during the On Peak period is the billed demand.

Please Pay by

May 1, 2025

Account#

\$93.00

To donate to SHARE, please add \$1, \$2 or \$5 to your payment

Pay in Cash at retail locations: <https://srp.net/paymentlocations>.  
For barcode enabled locations only:



By using this barcode to make a payment (limit \$1-\$999), you agree to the full terms and conditions, available at [www.vanilladirect.com/pay/terms](https://www.vanilladirect.com/pay/terms); access e-receipt at [www.vanilladirect.com/pay/ereceipt](https://www.vanilladirect.com/pay/ereceipt).



## A SPECIAL NOTE TO CUSTOMERS ON BUDGET BILLING

The SRP Budget Billing program makes your monthly electric payment predictable by averaging your electricity costs from the hotter summer months with the milder months we enjoy in the Valley of the Sun. Every quarter, we review your Budget Billing amount to ensure you are paying neither too much nor too little toward your annual electric costs.

To determine what your new payment will be, we start by adding your monthly charges and have listed those below. To that total, we add what your account balance will be after we receive your April payment. The account balance can be a debit or a credit.

Bill Month	Monthly Charges	Number of Days in Bill
May 2024	\$66.17	31
June 2024	\$92.57	30
July 2024	\$162.82	31
August 2024	\$174.39	31
September 2024	\$137.51	30
October 2024	\$115.07	31
<b>Subtotal</b>	<b>\$748.53</b>	<b>184</b>
<b>Balance After April Payment</b>	<b>-\$283.69</b>	
<b>Total</b>	<b>\$464.84</b>	

Then, to determine your average daily electricity cost, the total amount is divided by the total number of days in the bill months listed above.

$$\text{\$464.84} \div 184 = \text{\$2.53}$$

Next, we multiply the average daily cost by 31, which is the average number of days in a billing cycle.

$$\text{\$2.53} \times 31 = \text{\$78.43}$$

Finally, this amount is rounded to the nearest \$1 increment.

$$\text{\$78} = \text{new Budget Billing amount}$$

By calculating your Budget Billing amount this way, our goal is to bring your account to a zero balance each October. Your new Budget Billing amount of \$78 begins with your May bill. This amount is expected to be sufficient to cover the costs of your electricity through this October.



### Customer Generation Billing Detail

Bill Cycle	Jan-25	Feb-25	Mar-25	Apr-25	May-25	Jun-25	Jul-25	Aug-25	Sep-25	Oct-25	Nov-25	Dec-25
Price Plan	E27	E27	E27	E27								
Meter Read Date	1/10/25	2/7/25	3/10/25	4/9/25								

---

#### ENERGY CONSUMPTION

---

On Peak kWh	87	89	88	90
Off Peak kWh	305	273	308	273
Total kWh	392	362	396	363

---

#### *less* CUSTOMER GENERATION (Meter #4001556)

---

On Peak kWh	3	10	24	48
Off Peak kWh	313	354	463	559
Total kWh	316	364	487	607

---

#### *equals* METERED ENERGY (Meter #4001557)

---

On Peak kWh	84	79	64	42
Off Peak kWh	-8	-81	-155	-286
Total kWh	76	-2	-91	-244
On Peak kW Max	1.9	1.4	1.0	1.0

---

#### PERCENTAGE OF ENERGY CONSUMPTION OFFSET BY GENERATION

---

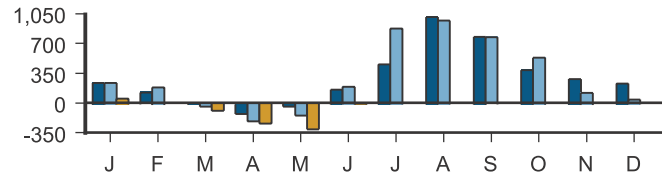
On Peak	3%	11%	27%	53%
Off Peak	103%	130%	150%	205%
Total	81%	101%	123%	167%



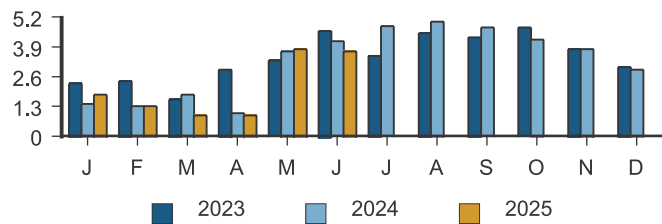
srpnet.com 602-236-4448

**JUSTIN JAMES DECKER**  
2318 E HARWELL RD PHOENIX  
Customer Generation Plan

#### ENERGY HISTORY (kWh)



#### ON PEAK DEMAND HISTORY (kW)



#### COMPARISON (Daily Averages)

	Days	kWh	Cost	Temp
Jun 2025	30	2	\$2.48	85.6°
Jun 2024	30	8	\$3.09	86.9°

Meter #	Type	Current Read	Prior Read	Energy
4001557	On Pk kWh	05942	05987	-45
	Off Pk kWh	18974	18912	62
	Total kWh			17
	On Pk kW Max			3.8

PAGE 1 of 2

PLEASE RETURN THIS PORTION WHEN MAILING YOUR PAYMENT



PO BOX 2951  
PHOENIX AZ 85062-2951

Seq# 1057520  
R E



JUSTIN JAMES DECKER  
2318 E HARWELL RD  
PHOENIX AZ 85042-7182

Please Pay by

Account#

**Jul 1, 2025**

**\$78.00**

SERVICE FROM 5/10/2025 - 6/8/2025 (30 Days)

#### YOUR ACCOUNT SUMMARY AS OF 6/10/2025

Previous Balance	-\$225.87
5/23 Payment - Thank you	-\$78.00
<b>Balance Before Charges</b>	<b>-\$303.87</b>
Monthly Service Charge	\$32.44
Demand Charge	\$35.17
On Peak Energy Charge	-\$2.98
Off Peak Energy Charge	\$3.47
Phoenix City Tax	\$1.92
County and State Tax	\$4.48
<b>This Month's Charges</b>	<b>\$74.50</b>
<b>NEW ACCOUNT BALANCE</b>	<b>-\$229.37</b>

#### Your Budget Billing Summary

New Account Balance	-\$229.37
Please Pay	\$78.00
Account Balance After Payment	-\$307.37

#### MESSAGES FOR YOU

- ✓ If you are having trouble paying your bill, we have programs and resources that may help you. Our team is available 24/7 at (602) 236-8888 or visit [srpnet.com/heretohelp](https://srpnet.com/heretohelp).
- ✓ Summer prices end with this bill. Your next bill will reflect summer peak pricing.
- ✓ Demand (kW) is the rate of electricity being used at a given time measured by the average load over a 30-minute period. The highest demand value during the On Peak period is the billed demand.

Please Pay by

Account#

**Jul 1, 2025**

**\$78.00**

To donate to SHARE, please add \$1, \$2 or \$5 to your payment

Pay in Cash at retail locations: <https://srp.net/paymentlocations>.  
For barcode enabled locations only:



By using this barcode to make a payment (limit \$1-\$999), you agree to the full terms and conditions, available at [www.vanilladirect.com/pay/terms](https://www.vanilladirect.com/pay/terms); access e-receipt at [www.vanilladirect.com/pay/ereceipt](https://www.vanilladirect.com/pay/ereceipt).



srpnet.com



602-236-4448

PAGE 2 of 2

### Customer Generation Billing Detail

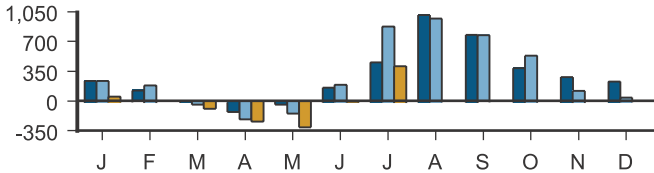
Bill Cycle	Jan-25	Feb-25	Mar-25	Apr-25	May-25	Jun-25	Jul-25	Aug-25	Sep-25	Oct-25	Nov-25	Dec-25
Price Plan	E27	E27	E27	E27	E27	E27						
Meter Read Date	1/10/25	2/7/25	3/10/25	4/9/25	5/10/25	6/9/25						
<b>ENERGY CONSUMPTION</b>												
On Peak kWh	87	89	88	90	115	188						
Off Peak kWh	305	273	308	273	306	593						
Total kWh	392	362	396	363	421	781						
<i>less</i> CUSTOMER GENERATION (Meter #4001556)												
On Peak kWh	3	10	24	48	130	233						
Off Peak kWh	313	354	463	559	599	531						
Total kWh	316	364	487	607	729	764						
<i>equals</i> METERED ENERGY (Meter #4001557)												
On Peak kWh	84	79	64	42	-15	-45						
Off Peak kWh	-8	-81	-155	-286	-293	62						
Total kWh	76	-2	-91	-244	-308	17						
On Peak kW Max	1.9	1.4	1.0	1.0	3.9	3.8						
<b>PERCENTAGE OF ENERGY CONSUMPTION OFFSET BY GENERATION</b>												
On Peak	3%	11%	27%	53%	113%	124%						
Off Peak	103%	130%	150%	205%	196%	90%						
Total	81%	101%	123%	167%	173%	98%						



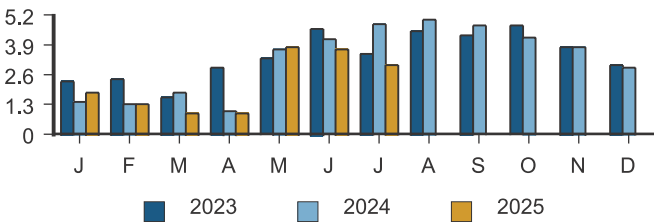
srpnet.com 602-236-4448

**JUSTIN JAMES DECKER**  
2318 E HARWELL RD PHOENIX  
Customer Generation Plan

#### ENERGY HISTORY (kWh)



#### ON PEAK DEMAND HISTORY (kW)



#### COMPARISON (Daily Averages)

	Days	kWh	Cost	Temp
Jul 2025	31	16	\$3.11	96.0°
Jun 2025	30	2	\$2.48	85.6°
Jul 2024	31	29	\$5.25	97.2°

Meter #	Type	Current Read	Prior Read	Energy
4001557	On Pk kWh	05885	05942	-57
	Off Pk kWh	19467	18974	493
	Total kWh			436
	On Pk kW Max			3.1

PAGE 1 of 3

PLEASE RETURN THIS PORTION WHEN MAILING YOUR PAYMENT



PO BOX 2951  
PHOENIX AZ 85062-2951

Seq# 4057108  
R E



JUSTIN JAMES DECKER  
2318 E HARWELL RD  
PHOENIX AZ 85042-7182

Please Pay by  
**Aug 1, 2025**

Account#  
**\$78.00**

SERVICE FROM 6/9/2025 - 7/9/2025 (31 Days)

#### YOUR ACCOUNT SUMMARY AS OF 7/11/2025

Previous Balance	-\$229.37
6/13 Payment - Thank you	-\$78.00
<b>Balance Before Charges</b>	<b>-\$307.37</b>
Monthly Service Charge	\$32.44
Demand Charge	\$30.04
On Peak Energy Charge	-\$4.69
Off Peak Energy Charge	\$30.23
Phoenix City Tax	\$2.50
County and State Tax	\$5.84
<b>This Month's Charges</b>	<b>\$96.36</b>
<b>NEW ACCOUNT BALANCE</b>	<b>-\$211.01</b>

#### Your Budget Billing Summary

New Account Balance	-\$211.01
Please Pay	\$78.00
Account Balance After Payment	-\$289.01

#### MESSAGES FOR YOU

- ✓ If you are having trouble paying your bill, we have programs and resources that may help you. Our team is available 24/7 at (602) 236-8888 or visit [srpnet.com/heretohelp](https://srpnet.com/heretohelp).
- ✓ Demand (kW) is the rate of electricity being used at a given time measured by the average load over a 30-minute period. The highest demand value during the On Peak period is the billed demand.

Please Pay by  
**Aug 1, 2025**

Account#  
**\$78.00**

To donate to SHARE, please add \$1, \$2 or \$5 to your payment

Pay in Cash at retail locations: <https://srp.net/paymentlocations>.  
For barcode enabled locations only:



By using this barcode to make a payment (limit \$1-\$999), you agree to the full terms and conditions, available at [www.vanilladirect.com/pay/terms](https://www.vanilladirect.com/pay/terms); access e-receipt at [www.vanilladirect.com/pay/ereceipt](https://www.vanilladirect.com/pay/ereceipt).



## A SPECIAL NOTE TO CUSTOMERS ON BUDGET BILLING

The SRP Budget Billing program makes your monthly electric payment predictable by averaging your electricity costs from the hotter summer months with the milder months we enjoy in the Valley of the Sun. Every quarter, we review your Budget Billing amount to ensure you are paying neither too much nor too little toward your annual electric costs.

To determine what your new payment will be, we start by adding your monthly charges and have listed those below. To that total, we add what your account balance will be after we receive your July payment. The account balance can be a debit or a credit.

Bill Month	Monthly Charges	Number of Days in Bill
August 2024	\$174.39	31
September 2024	\$137.51	30
October 2024	\$115.07	31
<b>Subtotal</b>	<b>\$426.97</b>	<b>92</b>
<b>Balance After July Payment</b>	<b>-\$289.01</b>	
<b>Total</b>	<b>\$137.96</b>	

Then, to determine your average daily electricity cost, the total amount is divided by the total number of days in the bill months listed above.

$$\mathbf{\$137.96 \div 92 = \$1.50}$$

Next, we multiply the average daily cost by 31, which is the average number of days in a billing cycle.

$$\mathbf{\$1.50 \times 31 = \$46.50}$$

Finally, this amount is rounded to the nearest \$1 increment.

$$\mathbf{\$47 = \text{new Budget Billing amount}}$$

By calculating your Budget Billing amount this way, our goal is to bring your account to a zero balance each October. Your new Budget Billing amount of \$47 begins with your August bill. This amount is expected to be sufficient to cover the costs of your electricity through this October.



### Customer Generation Billing Detail

Bill Cycle	Jan-25	Feb-25	Mar-25	Apr-25	May-25	Jun-25	Jul-25	Aug-25	Sep-25	Oct-25	Nov-25	Dec-25
Price Plan	E27	E27	E27	E27	E27	E27	E27					
Meter Read Date	1/10/25	2/7/25	3/10/25	4/9/25	5/10/25	6/9/25	7/10/25					
<b>ENERGY CONSUMPTION</b>												
On Peak kWh	87	89	88	90	115	188	232					
Off Peak kWh	305	273	308	273	306	593	1,033					
Total kWh	392	362	396	363	421	781	1,265					
<i>less</i> CUSTOMER GENERATION (Meter #4001556)												
On Peak kWh	3	10	24	48	130	233	289					
Off Peak kWh	313	354	463	559	599	531	540					
Total kWh	316	364	487	607	729	764	829					
<i>equals</i> METERED ENERGY (Meter #4001557)												
On Peak kWh	84	79	64	42	-15	-45	-57					
Off Peak kWh	-8	-81	-155	-286	-293	62	493					
Total kWh	76	-2	-91	-244	-308	17	436					
On Peak kW Max	1.9	1.4	1.0	1.0	3.9	3.8	3.1					
<b>PERCENTAGE OF ENERGY CONSUMPTION OFFSET BY GENERATION</b>												
On Peak	3%	11%	27%	53%	113%	124%	125%					
Off Peak	103%	130%	150%	205%	196%	90%	52%					
Total	81%	101%	123%	167%	173%	98%	66%					

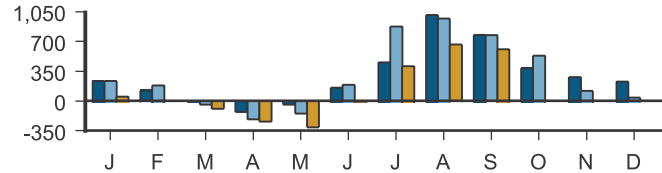




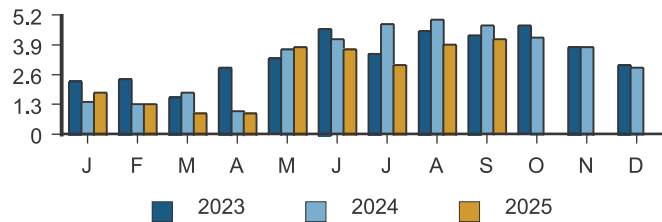
srpnet.com 602-236-4448

**JUSTIN JAMES DECKER**  
2318 E HARWELL RD PHOENIX  
Customer Generation Plan

#### ENERGY HISTORY (kWh)



#### ON PEAK DEMAND HISTORY (kW)



#### COMPARISON (Daily Averages)

	Days	kWh	Cost	Temp
Sep 2025	30	22	\$3.96	94.1°
Aug 2025	31	22	\$4.22	97.1°
Sep 2024	30	27	\$4.58	95.6°

Meter #	Type	Current Read	Prior Read	Energy
4001557	On Pk kWh	05864	05885	-21
	Off Pk kWh	20803	20147	656
	Total kWh			635
	On Pk kW Max			4.2

PAGE 1 of 3

PLEASE RETURN THIS PORTION WHEN MAILING YOUR PAYMENT



PO BOX 2951  
PHOENIX AZ 85062-2951

Seq# 2060921  
R E



JUSTIN JAMES DECKER  
2318 E HARWELL RD  
PHOENIX AZ 85042-7182

Please Pay by  
**Oct 1, 2025**

Account#  
**\$47.00**

SERVICE FROM 8/10/2025 - 9/8/2025 (30 Days)

#### YOUR ACCOUNT SUMMARY AS OF 9/10/2025

Previous Balance	-\$158.28
8/18 Payment - Thank you	-\$47.00
<b>Balance Before Charges</b>	<b>-\$205.28</b>
Monthly Service Charge	\$32.44
Demand Charge	\$40.91
On Peak Energy Charge	-\$1.39
Off Peak Energy Charge	\$36.80
Phoenix City Tax	\$2.97
County and State Tax	\$6.94
<b>This Month's Charges</b>	<b>\$118.67</b>
<b>NEW ACCOUNT BALANCE</b>	<b>-\$86.61</b>

#### Your Budget Billing Summary

New Account Balance	-\$86.61
Please Pay	\$47.00
Account Balance After Payment	-\$133.61

#### MESSAGES FOR YOU

- ✓ If you are having trouble paying your bill, we have programs and resources that may help you. Our team is available 24/7 at (602) 236-8888 or visit [srpnet.com/heretohelp](https://srpnet.com/heretohelp).
- ✓ Starting in November, the Customer Generation Billing Detail page will be discontinued. Please create a My Account profile to view information online.
- ✓ Winter prices will start with your November bill. Each billing cycle begins about 30 days before your meter read date. This means the charges could apply to your usage in October.

Please Pay by  
**Oct 1, 2025**

Account#  
**\$47.00**

To donate to SHARE, please add \$1, \$2 or \$5 to your payment

Pay in Cash at retail locations: <https://srp.net/paymentlocations>.  
For barcode enabled locations only:



By using this barcode to make a payment (limit \$1-\$999), you agree to the full terms and conditions, available at [www.vanilladirect.com/pay/terms](https://www.vanilladirect.com/pay/terms); access e-receipt at [www.vanilladirect.com/pay/ereceipt](https://www.vanilladirect.com/pay/ereceipt).



 [srpnet.com](http://srpnet.com)  602-236-4448

PAGE 2 of 3

**JUSTIN JAMES DECKER**  
2318 E HARWELL RD PHOENIX  
Customer Generation Plan

#### **MESSAGES FOR YOU**

---

- ✓ Demand (kW) is the rate of electricity being used at a given time measured by the average load over a 30-minute period. The highest demand value during the On Peak period is the billed demand.



### Customer Generation Billing Detail

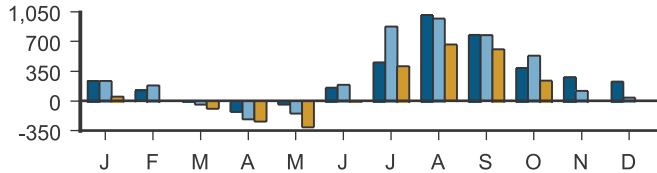
Bill Cycle	Jan-25	Feb-25	Mar-25	Apr-25	May-25	Jun-25	Jul-25	Aug-25	Sep-25	Oct-25	Nov-25	Dec-25
Price Plan	E27	E27	E27	E27	E27	E27	E27	E27	E27			
Meter Read Date	1/10/25	2/7/25	3/10/25	4/9/25	5/10/25	6/9/25	7/10/25	8/10/25	9/9/25			
<b>ENERGY CONSUMPTION</b>												
On Peak kWh	87	89	88	90	115	188	232	253	175			
Off Peak kWh	305	273	308	273	306	593	1,033	1,164	1,103			
Total kWh	392	362	396	363	421	781	1,265	1,417	1,278			
<i>less</i> CUSTOMER GENERATION (Meter #4001556)												
On Peak kWh	3	10	24	48	130	233	289	253	196			
Off Peak kWh	313	354	463	559	599	531	540	484	447			
Total kWh	316	364	487	607	729	764	829	737	643			
<i>equals</i> METERED ENERGY (Meter #4001557)												
On Peak kWh	84	79	64	42	-15	-45	-57	0	-21			
Off Peak kWh	-8	-81	-155	-286	-293	62	493	680	656			
Total kWh	76	-2	-91	-244	-308	17	436	680	635			
On Peak kW Max	1.9	1.4	1.0	1.0	3.9	3.8	3.1	4.0	4.2			
<b>PERCENTAGE OF ENERGY CONSUMPTION OFFSET BY GENERATION</b>												
On Peak	3%	11%	27%	53%	113%	124%	125%	100%	112%			
Off Peak	103%	130%	150%	205%	196%	90%	52%	42%	41%			
Total	81%	101%	123%	167%	173%	98%	66%	52%	50%			



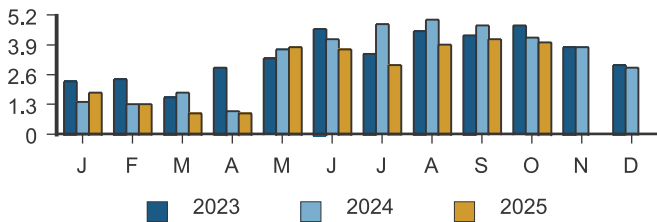
srpnet.com 602-236-4448

**JUSTIN JAMES DECKER**  
2318 E HARWELL RD PHOENIX  
Customer Generation Plan

#### ENERGY HISTORY (kWh)



#### ON PEAK DEMAND HISTORY (kW)



#### COMPARISON (Daily Averages)

	Days	kWh	Cost	Temp
Oct 2025	31	11	\$3.04	86.3°
Sep 2025	30	22	\$3.96	94.1°
Oct 2024	31	18	\$3.71	91.7°

Meter #	Type	Current Read	Prior Read	Energy
4001557	On Pk kWh	05804	05864	-60
	Off Pk kWh	21129	20803	326
	Total kWh			266
	On Pk kW Max			4.1

PAGE 1 of 4

PLEASE RETURN THIS PORTION WHEN MAILING YOUR PAYMENT



PO BOX 2951  
PHOENIX AZ 85062-2951

Seq# 5060532  
R E



JUSTIN JAMES DECKER  
2318 E HARWELL RD  
PHOENIX AZ 85042-7182

Please Pay by

**Nov 4, 2025**

Account#

**\$47.00**

SERVICE FROM 9/9/2025 - 10/9/2025 (31 Days)

#### YOUR ACCOUNT SUMMARY AS OF 10/14/2025

Previous Balance	-\$86.61
9/15 Payment - Thank you	-\$47.00
<b>Balance Before Charges</b>	<b>-\$133.61</b>
Monthly Service Charge	\$32.44
Demand Charge	\$39.48
On Peak Energy Charge	-\$3.98
Off Peak Energy Charge	\$18.30
Phoenix City Tax	\$2.44
County and State Tax	\$5.68
<b>This Month's Charges</b>	<b>\$94.36</b>
<b>NEW ACCOUNT BALANCE</b>	<b>-\$39.25</b>

#### Your Budget Billing Summary

New Account Balance	-\$39.25
Please Pay	\$47.00
Account Balance After Payment	-\$86.25

#### MESSAGES FOR YOU

- ✓ If you are having trouble paying your bill, we have programs and resources that may help you. Our team is available 24/7 at (602) 236-8888 or visit [srpnet.com/heretohelp](https://srpnet.com/heretohelp).
- ✓ Starting in November, the Customer Generation Billing Detail page will be discontinued. Please create a My Account profile to view information online.
- ✓ Beginning November 1, On Peak hours are 5-9am and 5-9pm Monday - Friday. Your next bill will reflect winter prices.

Please Pay by

**Nov 4, 2025**

Account#

**\$47.00**

To donate to SHARE, please add \$1, \$2 or \$5 to your payment

Pay in Cash at retail locations: <https://srp.net/paymentlocations>.  
For barcode enabled locations only:



By using this barcode to make a payment (limit \$1-\$999), you agree to the full terms and conditions, available at [www.vanilladirect.com/pay/terms](https://www.vanilladirect.com/pay/terms); access e-receipt at [www.vanilladirect.com/pay/ereceipt](https://www.vanilladirect.com/pay/ereceipt).



 [srpnet.com](http://srpnet.com)  602-236-4448

PAGE 2 of 4

**JUSTIN JAMES DECKER**  
2318 E HARWELL RD PHOENIX  
Customer Generation Plan

#### **MESSAGES FOR YOU**

---

- ✓ Demand (kW) is the rate of electricity being used at a given time measured by the average load over a 30-minute period. The highest demand value during the On Peak period is the billed demand.



## A SPECIAL NOTE TO CUSTOMERS ON BUDGET BILLING

The SRP Budget Billing program makes your monthly electric payment predictable by averaging your electricity costs from the hotter summer months with the milder months we enjoy in the Valley of the Sun. Every quarter, we review your Budget Billing amount to ensure you are paying neither too much nor too little toward your annual electric costs.

To determine what your new payment will be, we start by adding your monthly charges and have listed those below. To that total, we add what your account balance will be after we receive your October payment. The account balance can be a debit or a credit.

Bill Month	Monthly Charges	Number of Days in Bill
November 2024	\$62.34	30
December 2024	\$52.02	31
January 2025	\$48.25	31
February 2025	\$41.35	28
March 2025	\$34.05	31
April 2025	\$24.12	30
May 2025	\$57.82	31
June 2025	\$74.50	30
July 2025	\$96.36	31
August 2025	\$130.73	31
September 2025	\$118.67	30
October 2025	\$94.36	31
<b>Subtotal</b>	<b>\$834.57</b>	<b>365</b>
<b>Balance After October Payment</b>	<b>-\$86.25</b>	
<b>Total</b>	<b>\$748.32</b>	

Then, to determine your average daily electricity cost, the total amount is divided by the total number of days in the bill months listed above.

$$\mathbf{\$748.32 \div 365 = \$2.05}$$

Next, we multiply the average daily cost by 31, which is the average number of days in a billing cycle.

$$\mathbf{\$2.05 \times 31 = \$63.55}$$

Finally, this amount is rounded to the nearest \$1 increment.

$$\mathbf{\$64 = \text{new Budget Billing amount}}$$

By calculating your Budget Billing amount this way, our goal is to bring your account to a zero balance each October. Your new Budget Billing amount of \$64 begins with your November bill. This amount is expected to be sufficient to cover the costs of your electricity through next October.



### Customer Generation Billing Detail

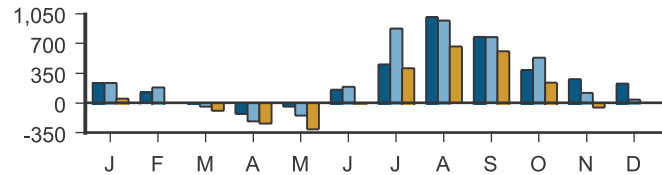
Bill Cycle	Jan-25	Feb-25	Mar-25	Apr-25	May-25	Jun-25	Jul-25	Aug-25	Sep-25	Oct-25	Nov-25	Dec-25
Price Plan	E27	E27	E27	E27	E27	E27	E27	E27	E27	E27		
Meter Read Date	1/10/25	2/7/25	3/10/25	4/9/25	5/10/25	6/9/25	7/10/25	8/10/25	9/9/25	10/10/25		
<b>ENERGY CONSUMPTION</b>												
On Peak kWh	87	89	88	90	115	188	232	253	175	124		
Off Peak kWh	305	273	308	273	306	593	1,033	1,164	1,103	708		
Total kWh	392	362	396	363	421	781	1,265	1,417	1,278	832		
<i>less</i> CUSTOMER GENERATION (Meter #4001556)												
On Peak kWh	3	10	24	48	130	233	289	253	196	184		
Off Peak kWh	313	354	463	559	599	531	540	484	447	382		
Total kWh	316	364	487	607	729	764	829	737	643	566		
<i>equals</i> METERED ENERGY (Meter #4001557)												
On Peak kWh	84	79	64	42	-15	-45	-57	0	-21	-60		
Off Peak kWh	-8	-81	-155	-286	-293	62	493	680	656	326		
Total kWh	76	-2	-91	-244	-308	17	436	680	635	266		
On Peak kW Max	1.9	1.4	1.0	1.0	3.9	3.8	3.1	4.0	4.2	4.1		
<b>PERCENTAGE OF ENERGY CONSUMPTION OFFSET BY GENERATION</b>												
On Peak	3%	11%	27%	53%	113%	124%	125%	100%	112%	148%		
Off Peak	103%	130%	150%	205%	196%	90%	52%	42%	41%	54%		
Total	81%	101%	123%	167%	173%	98%	66%	52%	50%	68%		



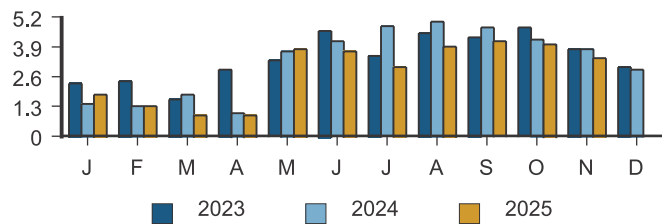
srpnet.com 602-236-4448

**JUSTIN JAMES DECKER**  
2318 E HARWELL RD PHOENIX  
Customer Generation Plan

#### ENERGY HISTORY (kWh)



#### ON PEAK DEMAND HISTORY (kW)



Meter #	Type	Current Read	Prior Read	Energy
4001557	On Pk kWh	05778	05804	-26
	Off Pk kWh	21100	21129	-29
	Total kWh			-55
	On Pk kW Max			3.5
Onsite Generation kWh (Meter #4001556)				446

Please Pay by  
**Dec 3, 2025**

Account#  
**\$64.00**

SERVICE FROM 10/10/2025 - 11/8/2025 (30 Days)

#### YOUR ACCOUNT SUMMARY AS OF 11/12/2025

Previous Balance	-\$39.25
10/20 Payment - Thank you	-\$47.00
11/7 BYOT Reward	-\$25.00
<b>Balance Before Charges</b>	<b>-\$111.25</b>
Monthly Service Charge	\$30.00
Demand Charge	\$18.59
On Peak Energy Charge	-\$1.75
Off Peak Energy Charge	-\$1.84
Phoenix City Tax	\$1.31
County and State Tax	\$3.06
<b>This Month's Charges</b>	<b>\$49.37</b>
<b>NEW ACCOUNT BALANCE</b>	<b>-\$61.88</b>

#### Your Budget Billing Summary

New Account Balance	-\$61.88
Please Pay	\$64.00
Account Balance After Payment	-\$125.88

#### MESSAGES FOR YOU

- ✓ If you are having trouble paying your bill, we have programs and resources that may help you. Our team is available 24/7 at (602) 236-8888 or visit [srpnet.com/heretohelp](http://srpnet.com/heretohelp).
- ✓ The planned discontinuation of the Customer Generation Billing Detail page has been temporarily postponed; therefore, the detail page is included with this bill.
- ✓ Your Budget Billing amount is reviewed quarterly to ensure your payment is consistent with your usage. Your payment amount was increased by \$17.00.

PAGE 1 of 3

PLEASE RETURN THIS PORTION WHEN MAILING YOUR PAYMENT



PO BOX 2951  
PHOENIX AZ 85062-2951

Seq# 1071724  
R E



JUSTIN JAMES DECKER  
2318 E HARWELL RD  
PHOENIX AZ 85042-7182

Please Pay by  
**Dec 3, 2025**

Account#  
**\$64.00**

To donate to SHARE, please add \$1, \$2 or \$5 to your payment

Pay in Cash at retail locations: <https://srp.net/paymentlocations>.  
For barcode enabled locations only:



By using this barcode to make a payment (limit \$1-\$999), you agree to the full terms and conditions, available at [www.vanilladirect.com/pay/terms](http://www.vanilladirect.com/pay/terms); access e-receipt at [www.vanilladirect.com/pay/ereceipt](http://www.vanilladirect.com/pay/ereceipt).





 [srpnet.com](http://srpnet.com)  602-236-4448

PAGE 2 of 3

**JUSTIN JAMES DECKER**  
2318 E HARWELL RD PHOENIX  
Customer Generation Plan

#### **MESSAGES FOR YOU**

---

- ✓ Demand (kW) is the rate of electricity being used at a given time measured by the average load over a 30-minute period. The highest demand value during the On Peak period is the billed demand.



### Customer Generation Billing Detail

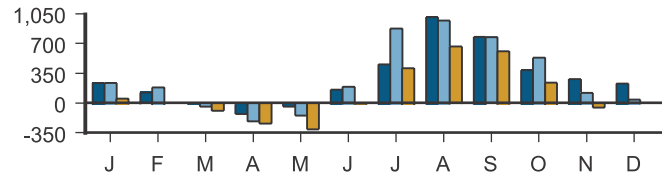
Bill Cycle	Jan-25	Feb-25	Mar-25	Apr-25	May-25	Jun-25	Jul-25	Aug-25	Sep-25	Oct-25	Nov-25	Dec-25
Price Plan	E27	E27	E27	E27	E27	E27	E27	E27	E27	E27	E27	
Meter Read Date	1/10/25	2/7/25	3/10/25	4/9/25	5/10/25	6/9/25	7/10/25	8/10/25	9/9/25	10/10/25	11/9/25	
<b>ENERGY CONSUMPTION</b>												
On Peak kWh	87	89	88	90	115	188	232	253	175	124	77	
Off Peak kWh	305	273	308	273	306	593	1,033	1,164	1,103	708	314	
Total kWh	392	362	396	363	421	781	1,265	1,417	1,278	832	391	
<i>less</i> <b>CUSTOMER GENERATION (Meter #4001556)</b>												
On Peak kWh	3	10	24	48	130	233	289	253	196	184	103	
Off Peak kWh	313	354	463	559	599	531	540	484	447	382	343	
Total kWh	316	364	487	607	729	764	829	737	643	566	446	
<i>equals</i> <b>METERED ENERGY (Meter #4001557)</b>												
On Peak kWh	84	79	64	42	-15	-45	-57	0	-21	-60	-26	
Off Peak kWh	-8	-81	-155	-286	-293	62	493	680	656	326	-29	
Total kWh	76	-2	-91	-244	-308	17	436	680	635	266	-55	
On Peak kW Max	1.9	1.4	1.0	1.0	3.9	3.8	3.1	4.0	4.2	4.1	3.5	
<b>PERCENTAGE OF ENERGY CONSUMPTION OFFSET BY GENERATION</b>												
On Peak	3%	11%	27%	53%	113%	124%	125%	100%	112%	148%	134%	
Off Peak	103%	130%	150%	205%	196%	90%	52%	42%	41%	54%	109%	
Total	81%	101%	123%	167%	173%	98%	66%	52%	50%	68%	114%	



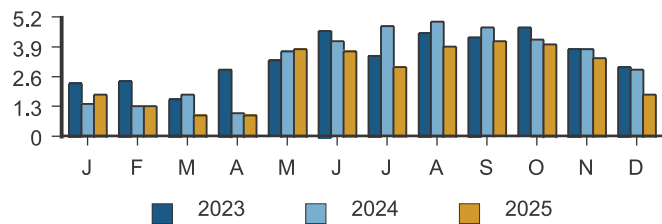
srpnet.com 602-236-4448

**JUSTIN JAMES DECKER**  
2318 E HARWELL RD PHOENIX  
Customer Generation Plan

#### ENERGY HISTORY (kWh)



#### ON PEAK DEMAND HISTORY (kW)



#### COMPARISON (Daily Averages)

	Days	kWh	Cost	Temp
Dec 2025	31	3	\$1.44	63.5°
Dec 2024	31	3	\$1.68	64.0°

Meter #	Type	Current Read	Prior Read	Energy
4001557	On Pk kWh	05857	05778	79
	Off Pk kWh	21035	21100	-65
	Total kWh			14
	On Pk kW Max			1.9

Onsite Generation kWh (Meter #4001556) 346

PAGE 1 of 2

PLEASE RETURN THIS PORTION WHEN MAILING YOUR PAYMENT



PO BOX 2951  
PHOENIX AZ 85062-2951

Seq# 3059652  
R E



JUSTIN JAMES DECKER  
2318 E HARWELL RD  
PHOENIX AZ 85042-7182

Please Pay by

Account#

**Jan 2, 2026**

**\$64.00**

SERVICE FROM 11/9/2025 - 12/9/2025 (31 Days)

#### YOUR ACCOUNT SUMMARY AS OF 12/11/2025

Previous Balance	-\$61.88
11/24 Payment - Thank you	-\$64.00
<b>Balance Before Charges</b>	<b>-\$125.88</b>
Monthly Service Charge	\$30.00
Demand Charge	\$9.52
On Peak Energy Charge	\$5.32
Off Peak Energy Charge	-\$4.12
Phoenix City Tax	\$1.21
County and State Tax	\$2.82
<b>This Month's Charges</b>	<b>\$44.75</b>
<b>NEW ACCOUNT BALANCE</b>	<b>-\$81.13</b>

#### Your Budget Billing Summary

New Account Balance	-\$81.13
Please Pay	\$64.00
Account Balance After Payment	-\$145.13

#### MESSAGES FOR YOU

- ✓ If you are having trouble paying your bill, we have programs and resources that may help you. Our team is available 24/7 at (602) 236-8888 or visit [srpnet.com/heretohelp](https://srpnet.com/heretohelp).
- ✓ The planned discontinuation of the Customer Generation Billing Detail page has been temporarily postponed; therefore, the detail page is included with this bill.
- ✓ Demand (kW) is the rate of electricity being used at a given time measured by the average load over a 30-minute period. The highest demand value during the On Peak period is the billed demand.

Please Pay by

Account#

**Jan 2, 2026**

**\$64.00**

To donate to SHARE, please add \$1, \$2 or \$5 to your payment

Pay in Cash at retail locations: <https://srp.net/paymentlocations>.  
For barcode enabled locations only:



By using this barcode to make a payment (limit \$1-\$999), you agree to the full terms and conditions, available at [www.vanilladirect.com/pay/terms](https://www.vanilladirect.com/pay/terms); access e-receipt at [www.vanilladirect.com/pay/ereceipt](https://www.vanilladirect.com/pay/ereceipt).



### Customer Generation Billing Detail

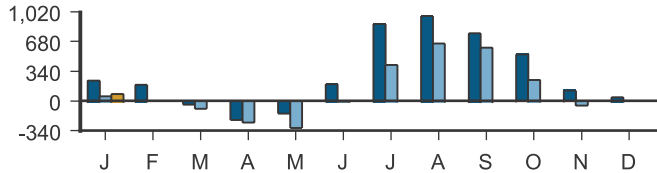
Bill Cycle	Jan-25	Feb-25	Mar-25	Apr-25	May-25	Jun-25	Jul-25	Aug-25	Sep-25	Oct-25	Nov-25	Dec-25
Price Plan	E27	E27	E27	E27	E27	E27	E27	E27	E27	E27	E27	E27
Meter Read Date	1/10/25	2/7/25	3/10/25	4/9/25	5/10/25	6/9/25	7/10/25	8/10/25	9/9/25	10/10/25	11/9/25	12/10/25
<b>ENERGY CONSUMPTION</b>												
On Peak kWh	87	89	88	90	115	188	232	253	175	124	77	82
Off Peak kWh	305	273	308	273	306	593	1,033	1,164	1,103	708	314	278
Total kWh	392	362	396	363	421	781	1,265	1,417	1,278	832	391	360
<i>less</i> CUSTOMER GENERATION (Meter #4001556)												
On Peak kWh	3	10	24	48	130	233	289	253	196	184	103	3
Off Peak kWh	313	354	463	559	599	531	540	484	447	382	343	343
Total kWh	316	364	487	607	729	764	829	737	643	566	446	346
<i>equals</i> METERED ENERGY (Meter #4001557)												
On Peak kWh	84	79	64	42	-15	-45	-57	0	-21	-60	-26	79
Off Peak kWh	-8	-81	-155	-286	-293	62	493	680	656	326	-29	-65
Total kWh	76	-2	-91	-244	-308	17	436	680	635	266	-55	14
On Peak kW Max	1.9	1.4	1.0	1.0	3.9	3.8	3.1	4.0	4.2	4.1	3.5	1.9
<b>PERCENTAGE OF ENERGY CONSUMPTION OFFSET BY GENERATION</b>												
On Peak	3%	11%	27%	53%	113%	124%	125%	100%	112%	148%	134%	4%
Off Peak	103%	130%	150%	205%	196%	90%	52%	42%	41%	54%	109%	123%
Total	81%	101%	123%	167%	173%	98%	66%	52%	50%	68%	114%	96%



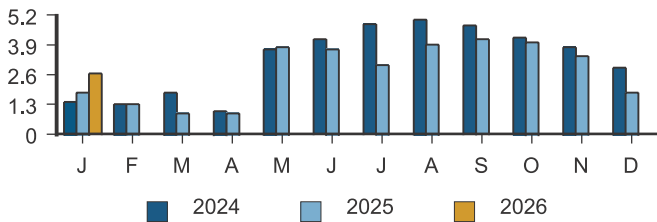
srpnet.com 602-236-4448

**JUSTIN JAMES DECKER**  
2318 E HARWELL RD PHOENIX  
Customer Generation Plan

#### ENERGY HISTORY (kWh)



#### ON PEAK DEMAND HISTORY (kW)



#### COMPARISON (Daily Averages)

	Days	kWh	Cost	Temp
Jan 2026	31	3	\$1.77	62.8°
Dec 2025	31	3	\$1.44	63.5°
Jan 2025	31	3	\$1.56	59.7°

Meter #	Type	Current Read	Prior Read	Energy
4001557	On Pk kWh	05944	05857	87
	Off Pk kWh	21054	21035	19
	Total kWh			106
	On Pk kW Max			2.7
Onsite Generation kWh (Meter #4001556)				287

PAGE 1 of 4

PLEASE RETURN THIS PORTION WHEN MAILING YOUR PAYMENT



PO BOX 2951  
PHOENIX AZ 85062-2951

Seq# 1085018  
R E



JUSTIN JAMES DECKER  
2318 E HARWELL RD  
PHOENIX AZ 85042-7182

Please Pay by

Account#

**Feb 3, 2026**

**\$64.00**

SERVICE FROM 12/10/2025 - 1/9/2026 (31 Days)

#### YOUR ACCOUNT SUMMARY AS OF 1/13/2026

Previous Balance	-\$81.13
12/15 Payment - Thank you	-\$64.00
<b>Balance Before Charges</b>	<b>-\$145.13</b>
Monthly Service Charge	\$30.00
Demand Charge	\$13.53
On Peak Energy Charge	\$5.64
Off Peak Energy Charge	\$1.20
Phoenix City Tax	\$1.36
County and State Tax	\$3.17
<b>This Month's Charges</b>	<b>\$54.90</b>
<b>NEW ACCOUNT BALANCE</b>	<b>-\$90.23</b>

#### Your Budget Billing Summary

New Account Balance	-\$90.23
Please Pay	\$64.00
Account Balance After Payment	-\$154.23

#### MESSAGES FOR YOU

- ✓ If you are having trouble paying your bill, we have programs and resources that may help you. Our team is available 24/7 at (602) 236-8888 or visit [srpnet.com/heretohelp](https://srpnet.com/heretohelp).
- ✓ The planned discontinuation of the Customer Generation Billing Detail page has been temporarily postponed; therefore, the detail page is included with this bill.
- ✓ On Dec. 1, 2025, the SRP Board of Directors approved an overall average residential bill decrease of 0.42%, or \$0.70 per month, based on the Transmission Cost Adjustment. Changes will take effect starting with the January 2026 billing cycle. Your actual bill decrease will depend on your price plan and usage.

Please Pay by

Account#

**Feb 3, 2026**

**\$64.00**

To donate to SHARE, please add \$1, \$2 or \$5 to your payment

Pay in Cash at retail locations: <https://srp.net/paymentlocations>.  
For barcode enabled locations only:



By using this barcode to make a payment (limit \$1-\$999), you agree to the full terms and conditions, available at [www.vanilladirect.com/pay/terms](https://www.vanilladirect.com/pay/terms); access e-receipt at [www.vanilladirect.com/pay/ereceipt](https://www.vanilladirect.com/pay/ereceipt).



 [srpnet.com](http://srpnet.com)  602-236-4448

PAGE 2 of 4

**JUSTIN JAMES DECKER**  
2318 E HARWELL RD PHOENIX  
Customer Generation Plan

#### **MESSAGES FOR YOU**

---

- ✓ Your total SHARE contribution for the year of 2025 was \$2.00. Thank You.
  
- ✓ Demand (kW) is the rate of electricity being used at a given time measured by the average load over a 30-minute period. The highest demand value during the On Peak period is the billed demand.



## A SPECIAL NOTE TO CUSTOMERS ON BUDGET BILLING

The SRP Budget Billing program makes your monthly electric payment predictable by averaging your electricity costs from the hotter summer months with the milder months we enjoy in the Valley of the Sun. Every quarter, we review your Budget Billing amount to ensure you are paying neither too much nor too little toward your annual electric costs.

To determine what your new payment will be, we start by adding your monthly charges and have listed those below. To that total, we add what your account balance will be after we receive your January payment. The account balance can be a debit or a credit.

Bill Month	Monthly Charges	Number of Days in Bill
February 2025	\$41.35	28
March 2025	\$34.05	31
April 2025	\$24.12	30
May 2025	\$57.82	31
June 2025	\$74.50	30
July 2025	\$96.36	31
August 2025	\$130.73	31
September 2025	\$118.67	30
October 2025	\$94.36	31
<b>Subtotal</b>	<b>\$671.96</b>	<b>273</b>
<b>Balance After January Payment</b>	<b>-\$154.23</b>	
<b>Total</b>	<b>\$517.73</b>	

Then, to determine your average daily electricity cost, the total amount is divided by the total number of days in the bill months listed above.

$$\mathbf{\$517.73 \div 273 = \$1.90}$$

Next, we multiply the average daily cost by 31, which is the average number of days in a billing cycle.

$$\mathbf{\$1.90 \times 31 = \$58.90}$$

Finally, this amount is rounded to the nearest \$1 increment.

$$\mathbf{\$59 = \text{new Budget Billing amount}}$$

By calculating your Budget Billing amount this way, our goal is to bring your account to a zero balance each October. Your new Budget Billing amount of \$59 begins with your February bill. This amount is expected to be sufficient to cover the costs of your electricity through this October.



### Customer Generation Billing Detail

Bill Cycle	Jan-26	Feb-26	Mar-26	Apr-26	May-26	Jun-26	Jul-26	Aug-26	Sep-26	Oct-26	Nov-26	Dec-26
Price Plan	E27											
Meter Read Date	1/10/26											

#### ENERGY CONSUMPTION

On Peak kWh	90
Off Peak kWh	303
Total kWh	393

#### *less* CUSTOMER GENERATION (Meter #4001556)

On Peak kWh	3
Off Peak kWh	284
Total kWh	287

#### *equals* METERED ENERGY (Meter #4001557)

On Peak kWh	87
Off Peak kWh	19
Total kWh	106
On Peak kW Max	2.7

#### PERCENTAGE OF ENERGY CONSUMPTION OFFSET BY GENERATION

On Peak	3%
Off Peak	94%
Total	73%

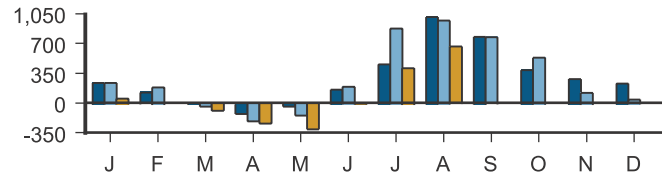




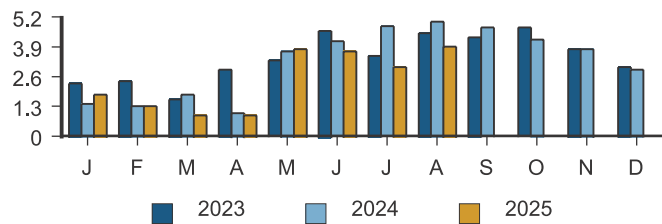
srpnet.com 602-236-4448

**JUSTIN JAMES DECKER**  
2318 E HARWELL RD PHOENIX  
Customer Generation Plan

#### ENERGY HISTORY (kWh)



#### ON PEAK DEMAND HISTORY (kW)



#### COMPARISON (Daily Averages)

	Days	kWh	Cost	Temp
Aug 2025	31	22	\$4.22	97.1°
Jul 2025	31	16	\$3.11	96.0°
Aug 2024	31	32	\$5.63	97.6°

Meter #	Type	Current Read	Prior Read	Energy
4001557	On Pk kWh	05885	05885	0
	Off Pk kWh	20147	19467	680
	Total kWh			680
	On Pk kW Max			4.0

PAGE 1 of 3

PLEASE RETURN THIS PORTION WHEN MAILING YOUR PAYMENT



PO BOX 2951  
PHOENIX AZ 85062-2951

Seq# 1070728  
R E



JUSTIN JAMES DECKER  
2318 E HARWELL RD  
PHOENIX AZ 85042-7182

Please Pay by

**Sep 2, 2025**

Account#

**\$47.00**

SERVICE FROM 7/10/2025 - 8/9/2025 (31 Days)

#### YOUR ACCOUNT SUMMARY AS OF 8/12/2025

Previous Balance	-\$211.01
7/18 Payment - Thank you	-\$79.00
7/18 Your SHARE Contribution	\$1.00
<b>Balance Before Charges</b>	<b>-\$289.01</b>
Monthly Service Charge	\$32.44
Demand Charge	\$45.80
Off Peak Energy Charge	\$41.69
Phoenix City Tax	\$3.24
County and State Tax	\$7.56
<b>This Month's Charges</b>	<b>\$130.73</b>
<b>NEW ACCOUNT BALANCE</b>	<b>-\$158.28</b>

#### Your Budget Billing Summary

New Account Balance	-\$158.28
Please Pay	\$47.00
Account Balance After Payment	-\$205.28

#### MESSAGES FOR YOU

- ✓ If you are having trouble paying your bill, we have programs and resources that may help you. Our team is available 24/7 at (602) 236-8888 or visit [srpnet.com/heretohelp](http://srpnet.com/heretohelp).
- ✓ Your Budget Billing amount is reviewed quarterly to ensure your payment is consistent with your usage. Your payment amount was decreased by \$31.00.
- ✓ Summer Peak prices end with this bill. Your next bill will reflect summer prices.
- ✓ Thank you for your SHARE contribution.

Please Pay by

**Sep 2, 2025**

Account#

**\$47.00**

To donate to SHARE, please add \$1, \$2 or \$5 to your payment

Pay in Cash at retail locations: <https://srp.net/paymentlocations>.  
For barcode enabled locations only:



By using this barcode to make a payment (limit \$1-\$999), you agree to the full terms and conditions, available at [www.vanilladirect.com/pay/terms](http://www.vanilladirect.com/pay/terms); access e-receipt at [www.vanilladirect.com/pay/ereceipt](http://www.vanilladirect.com/pay/ereceipt).



 [srpnet.com](http://srpnet.com)  602-236-4448

PAGE 2 of 3

**JUSTIN JAMES DECKER**  
2318 E HARWELL RD PHOENIX  
Customer Generation Plan

#### **MESSAGES FOR YOU**

---

- ✓ Demand (kW) is the rate of electricity being used at a given time measured by the average load over a 30-minute period. The highest demand value during the On Peak period is the billed demand.



### Customer Generation Billing Detail

Bill Cycle	Jan-25	Feb-25	Mar-25	Apr-25	May-25	Jun-25	Jul-25	Aug-25	Sep-25	Oct-25	Nov-25	Dec-25
Price Plan	E27	E27	E27	E27	E27	E27	E27	E27				
Meter Read Date	1/10/25	2/7/25	3/10/25	4/9/25	5/10/25	6/9/25	7/10/25	8/10/25				
<b>ENERGY CONSUMPTION</b>												
On Peak kWh	87	89	88	90	115	188	232	253				
Off Peak kWh	305	273	308	273	306	593	1,033	1,164				
Total kWh	392	362	396	363	421	781	1,265	1,417				
<i>less</i> CUSTOMER GENERATION (Meter #4001556)												
On Peak kWh	3	10	24	48	130	233	289	253				
Off Peak kWh	313	354	463	559	599	531	540	484				
Total kWh	316	364	487	607	729	764	829	737				
<i>equals</i> METERED ENERGY (Meter #4001557)												
On Peak kWh	84	79	64	42	-15	-45	-57	0				
Off Peak kWh	-8	-81	-155	-286	-293	62	493	680				
Total kWh	76	-2	-91	-244	-308	17	436	680				
On Peak kW Max	1.9	1.4	1.0	1.0	3.9	3.8	3.1	4.0				
<b>PERCENTAGE OF ENERGY CONSUMPTION OFFSET BY GENERATION</b>												
On Peak	3%	11%	27%	53%	113%	124%	125%	100%				
Off Peak	103%	130%	150%	205%	196%	90%	52%	42%				
Total	81%	101%	123%	167%	173%	98%	66%	52%				